

About This Printable

- Created by Doll Tag Clothing and Doll Play SA
- Designed for 18 inch or similar dolls
- Visit for more Free Patterns, Crafts and Printables - www.dolltagclothing.com



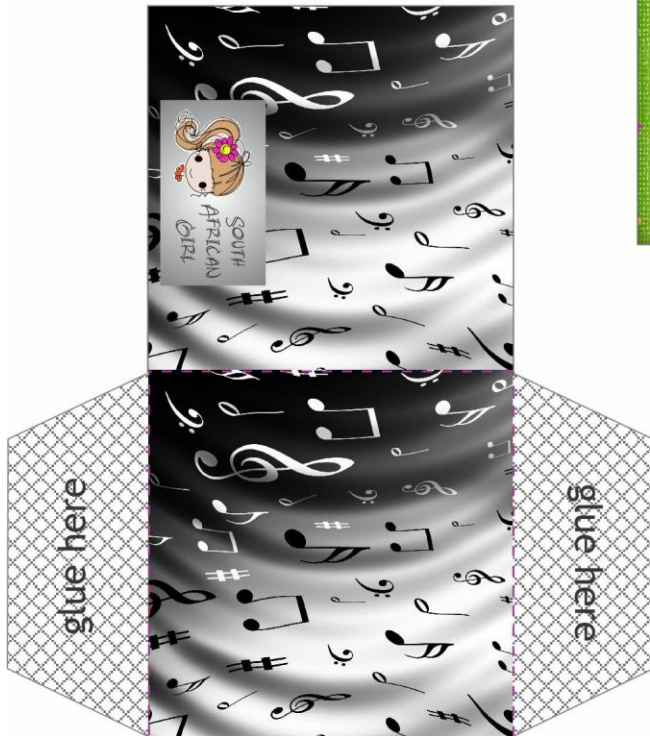


6 Cd's with Covers & 6 Blank

Instructions

1. Print pages 2 - 4 on cardstock (cardboard). Paper will also work.
2. Cut CD's and pockets out.
3. CD's – Glue the back and front together.
4. Pockets – Fold on dotted line
 - Put glue on shaded area
 - Fold and stick closed

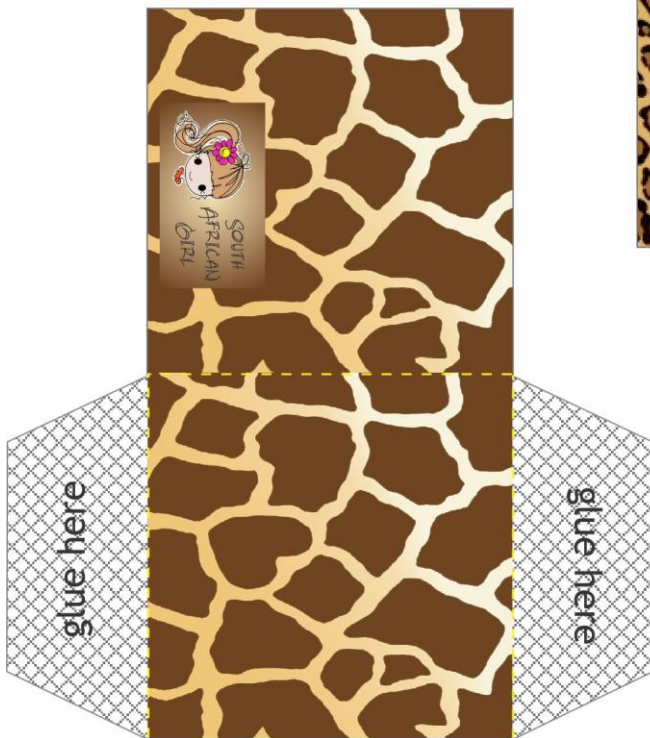
Want to create your own? Page 4 has a blank CD and Covers. Draw or color your own set OR use wrapping paper or stickers to decorate!





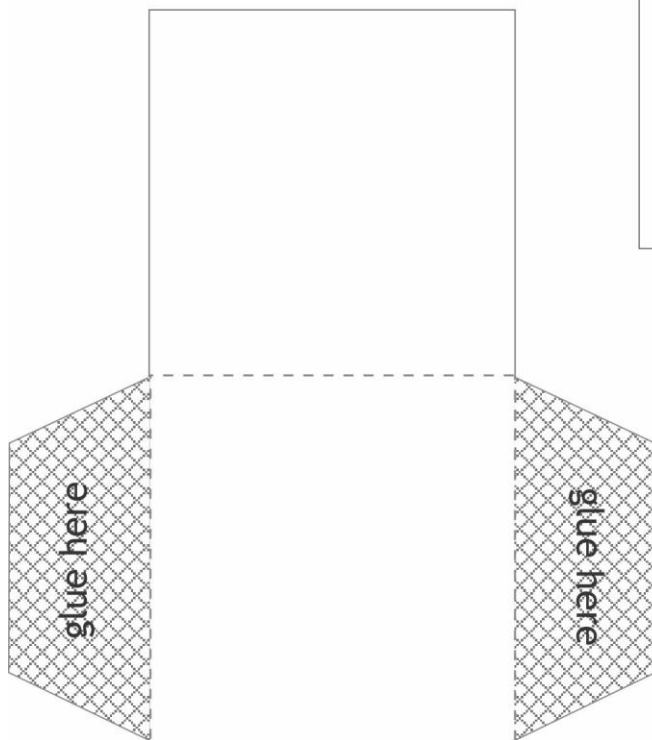

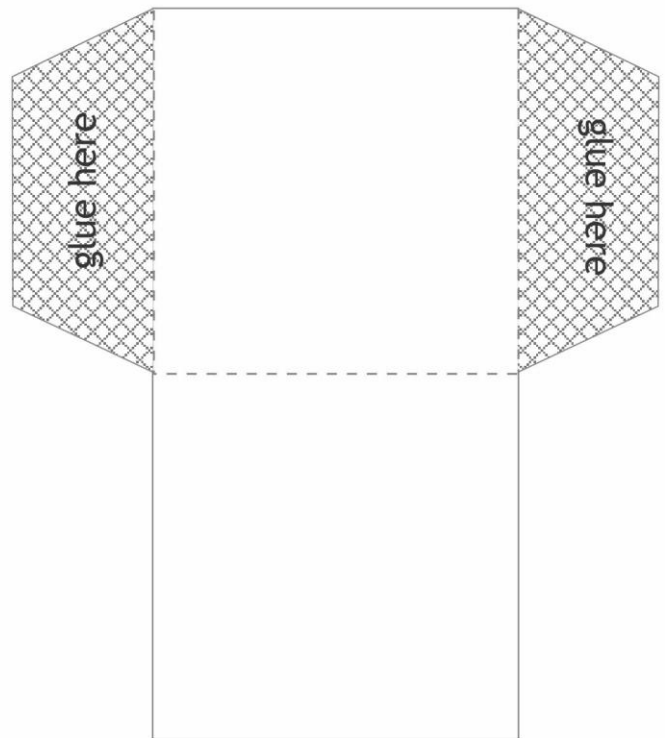
18" Doll - Cd's & CD Pockets - Printable

More projects from www.dolltagclothing.com
Copyright 2013, 2024 Doll Tag Clothing & Doll Play SA



18" Doll - Cd's & CD Pockets - Printable

More projects from www.dolltagclothing.com
Copyright 2013, 2024 Doll Tag Clothing & Doll Play SA



18" Doll - Cd's & CD Pockets - Printable

More projects from www.dolltagclothing.com
Copyright 2013, 2024 Doll Tag Clothing & Doll Play SA