

Travel Documents

PDF Printable and
Tutorial for 18" Dolls



Passport
Boarding Pass
Luggage Tag
City Map
Photos



Copyright © 2019 Doll Tag Clothing



INDEX

Cover Page	Page 1	Print on CARDSTOCK	Page 4
Information & Printing	Page 2	Print on PAPER	Page 5
Instructions	Page 2 - 3	Extra: Combined Print	Page 6

Print the document pieces

Be sure to print the first printable page on CARDSTOCK and the second page on PAPER.

EXTRA: The last page I combined the two pages if you would like to print them together to save paper.

- Pattern pieces are found at the end of the instructions. They are designed to fit on an 8.5" x 11" standard US paper.
- Check the scale of your pattern. There is no resizing necessary. Print files at 100%, "Scale None", or "Actual Size".
- If you are using A4 Paper set and your scale is not correct, set your printer to print "Letter" size.



Instructions

Boarding pass and Photos

Simply cut them out.



Map

Cut out.

With right sides together, fold in half on the shorter side.

Fold back the two sides creating quarters.

Once all folded together, Fold in half in the opposite direction.



Passport

Cut out both pages for the passport.
Fold each of them in half.



Place the two pages into one another.
Staple the two parts together by placing two staples
exactly on the folded line.

TIP: You can also sew them together with your
sewing machine. Use a nice long stitch length.



Luggage Tag

Cut out and cut a small slit as shown on the tag.
Take 1/8" wide ribbon and cut a length of 3".
Burn the ends to prevent fraying.
Thread the ribbon through the slit.



You can now tie the tag to your doll's suitcase.



✈ Boarding Pass

Date _____	Time _____	Date _____
Flight _____	Gate _____	Time _____
Destination _____		Flight _____
		Gate _____
		Seat _____

First Class Bags: 01

Bon Voyage!

Name: _____

Address: _____



Travel Documents PAGE 1 - Doll Printable

*** Print onto CARDSTOCK**

* [www.dolltagclothing](http://www.dolltagclothing.com) and www.dollplaysa.com

Copyright 2019 DollTagClothing

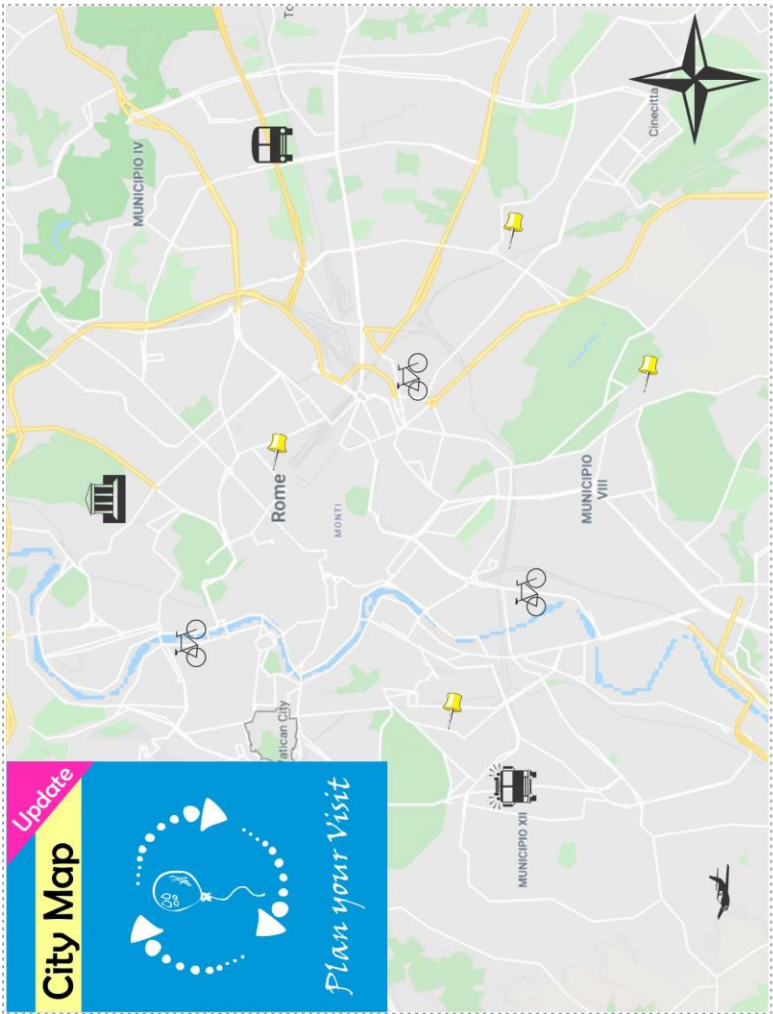


Photo Here	
Passport Nr: 8536943	
Last Name	
Name	
Nationality	
Place and Date of Birth	
Entries & Departures	

Travel Documents PAGE 2 - Doll Printable

*** *Print onto PAPER***

* [www.dolltagclothing](http://www.dolltagclothing.com) and www.dollplaysa.com

Copyright 2019 DollTagClothing

✈ **Boarding Pass**


Date _____	Time _____	Date _____
Flight _____	Gate _____	Flight _____
Destination _____		Gate _____
		Seat _____

First Class Bags: 01

Bon Voyage!

Name: _____

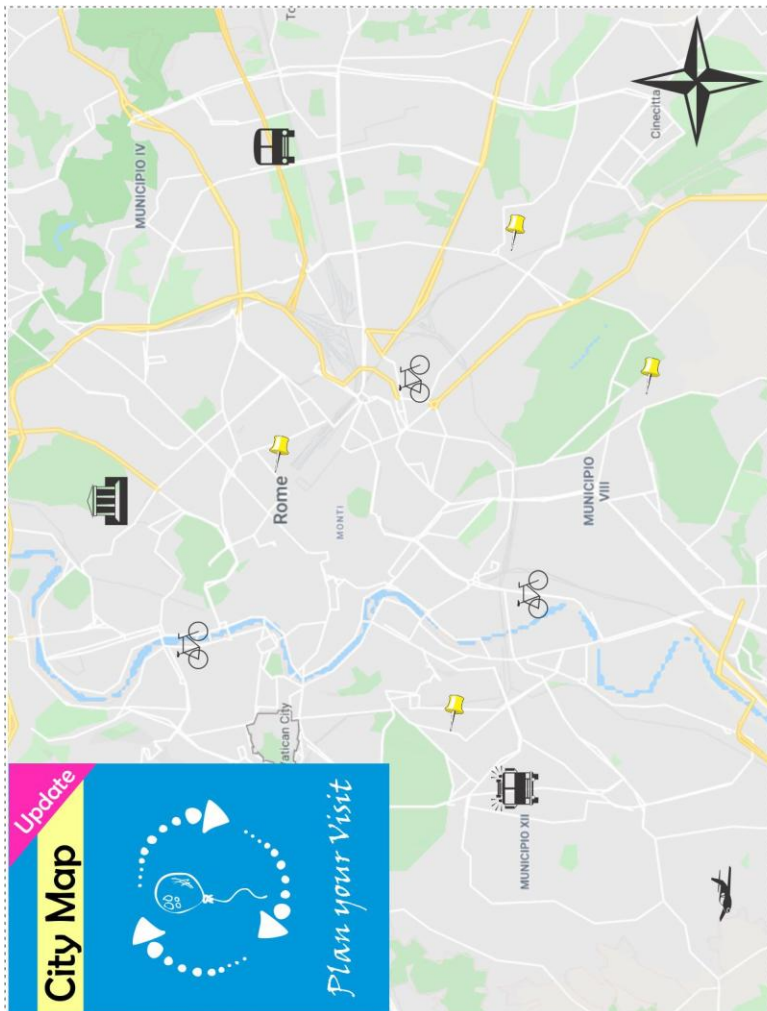
Address: _____



Travel Documents PAGE 1 - Doll Printable

*** Print onto CARDSTOCK**

* www.dolltagclothing.com and www.dollplaysa.com
Copyright 2019 DollTagClothing



Place and Date of Birth	Photo Here			
Nationality				
Name				
Last Name	Passport Nr: 8536943			
<table border="1"> <tr> <td rowspan="2">Entries & Departures</td> <td></td> </tr> <tr> <td></td> </tr> </table>		Entries & Departures		
Entries & Departures				

Travel Documents PAGE 2 - Doll Printable

*** Print onto PAPER**

* www.dolltagclothing.com and www.dollplaysa.com
Copyright 2019 DollTagClothing